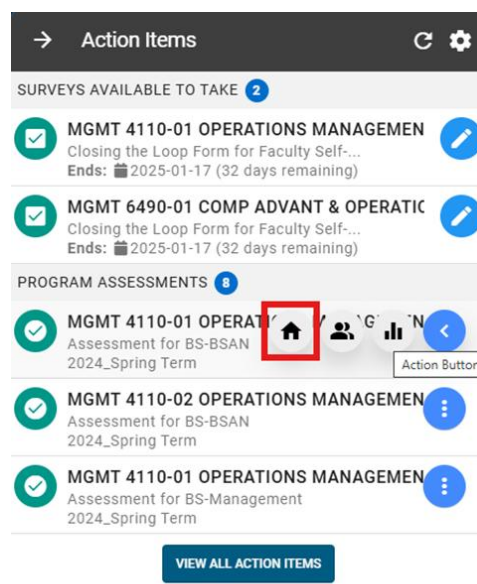




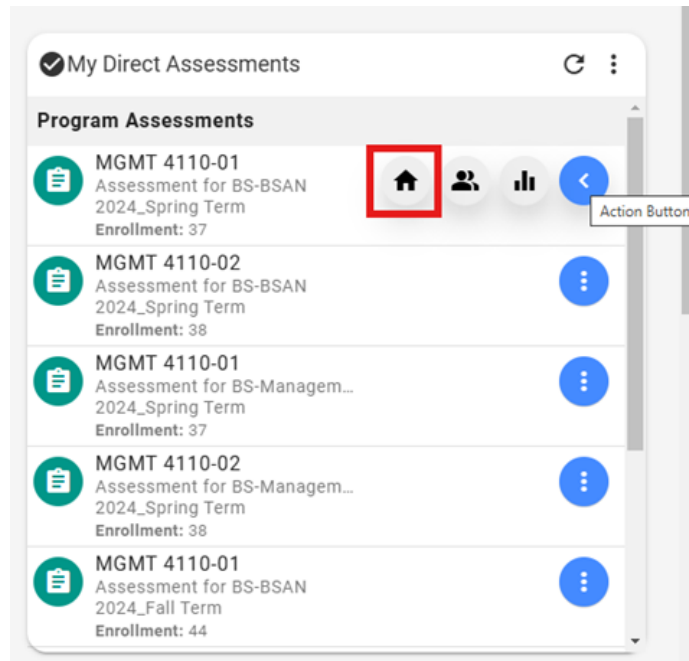
# Assignment Linking in HelioCampus



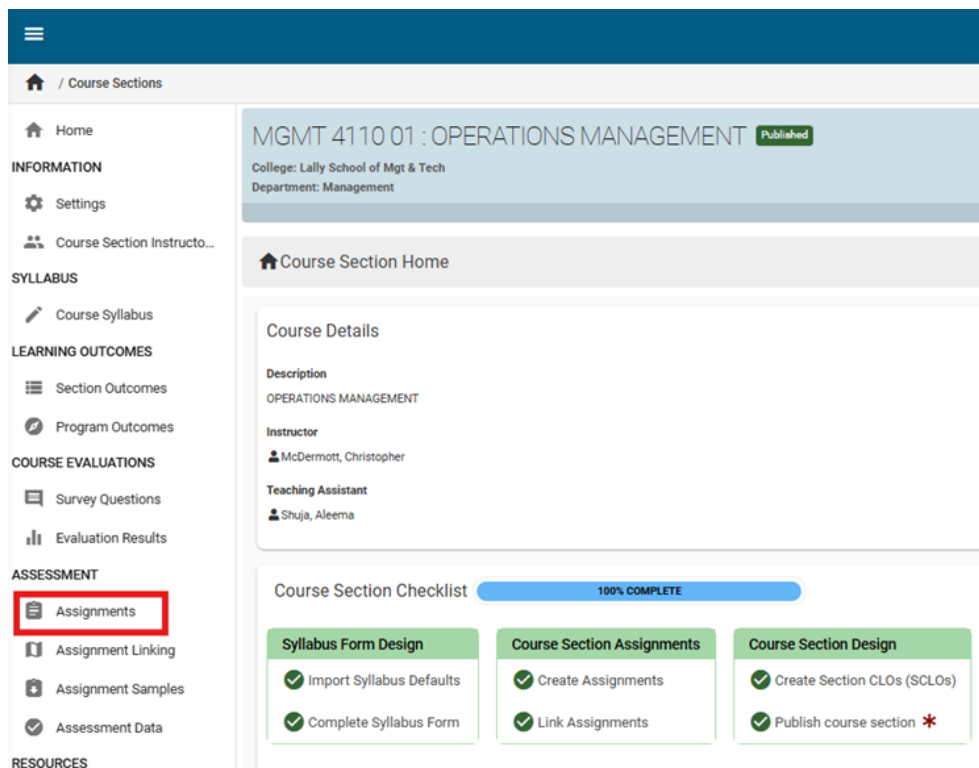
1. Log in to HelioCampus with your institution username and password.
2. Navigate to the home page of the course section where you need to link assignments, which can be accomplished two different ways:
  - Via the **Action Items** panel, which is open by default when you log in to HelioCampus. In the **Program Assessment** section, hover over the blue bubble to the right of a course section and click the black house icon



- Via the **My Direct Assessments** widget on your Dashboard, which is the landing page when you log in to HelioCampus. Close the Action Items panel, then hover over the blue bubble to the right of a course section and click the black house icon



3. At the course section home page, click the **Assignments** tab on the left



4. If LMS assignments have not been refreshed in awhile, click the blue **REFRESH LMS ASSIGNMENTS** button to ensure all of your CANVAS assignments are added

MGMT 6490 01 : COMP ADVANT & OPERATIONS STRAT Published Revert

College: Lally School of Mgt & Tech  
Department: Management

Action Items 0

The last date the LMS assignments were refreshed was **Oct 26, 2024, 8:28:27 PM**.

Assignment Data was copied on **08-05-2024** from **MGMT 6490 01**.

Course Section Assignments REFRESH LMS ASSIGNMENTS + ADD ASSIGNMENT

All Assignments Ongoing Requires Action

The below are **Invalid Assignments**. These Assignments are invalid due to a **Copy Failure**. When attempting to automatically copy Assignments from a previous term, no link was found in this Section. To resolve, please navigate to your **LMS** to correct or select a new Assignment to link to your **Outcome(s)**.

**Additional Capacity problem**

Requires Action Blackboard Assignment Max. Score: 20

5. Once the assignments have refreshed, click the **Assignment Linking** tab

MGMT 4110 01 : OPERATIONS MANAGEMENT Published

College: Lally School of Mgt & Tech  
Department: Management

The last date the LMS assignments were refreshed was **Dec 16, 2024, 6:09:05 AM**.

Some of the assignments cannot be linked due to an invalid Maximum Score. Please review the assignments below to correct the maximum score.

Assignment Data was copied on **08-05-2024** from **MGMT 4110 01**.

Course Section Assignments REFRESH LMS ASSIGNMENTS

All Assignments Ongoing Requires Action

**Ch 5 Hwk**

in progress Blackboard Assignment Due: Sep 24th, 2024 Max. Score: 50

**Chap 3 Hwk**

in progress Blackboard Assignment Due: Sep 17th, 2024 Max. Score: 50

Home

INFORMATION

Settings

Course Section Instructo...

SYLLABUS

Course Syllabus

LEARNING OUTCOMES

Section Outcomes

Program Outcomes

COURSE EVALUATIONS

Survey Questions

Evaluation Results

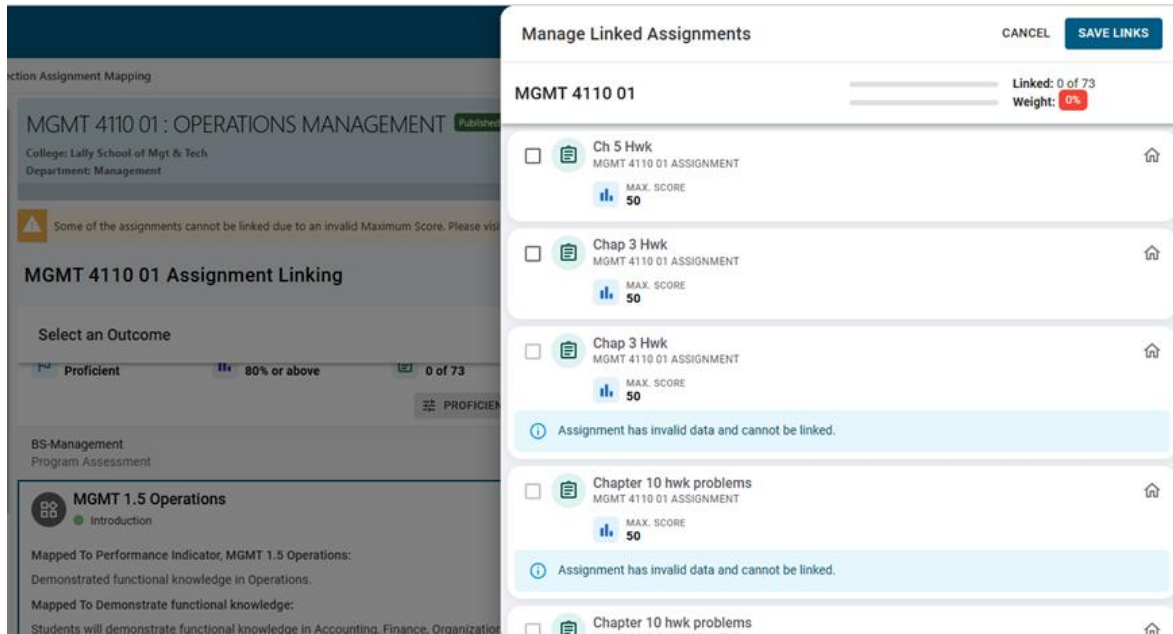
ASSESSMENT

Assignments

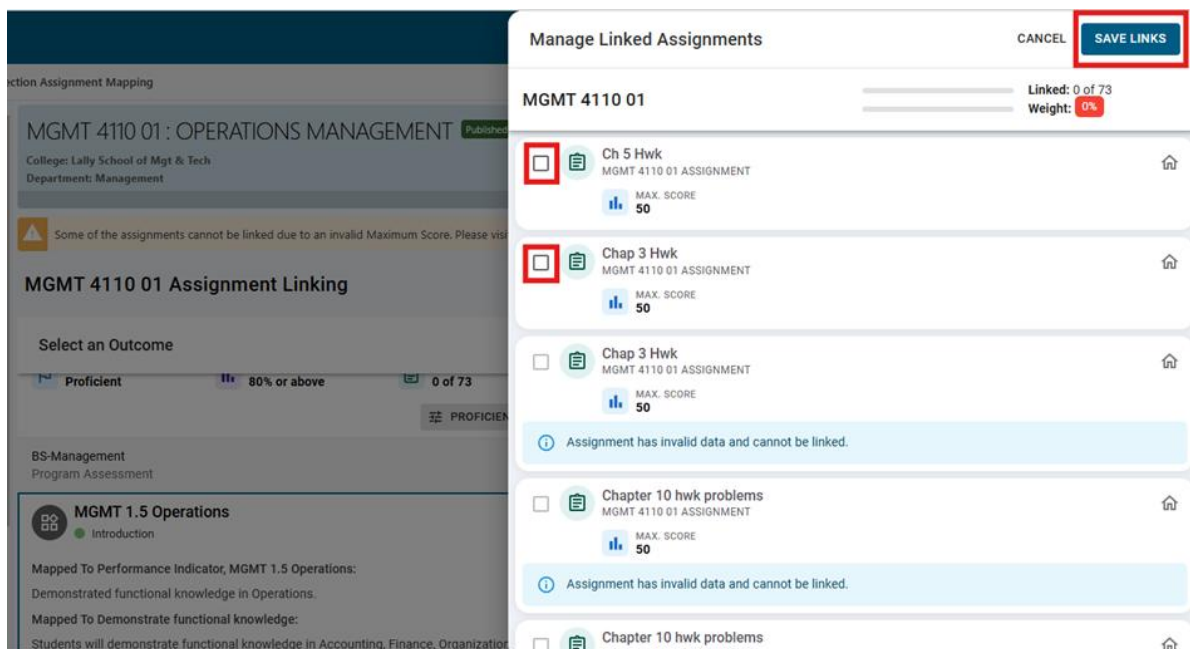
**Assignment Linking**

Assignment Samples

- Click an outcome to enable the blue **MANAGE** button, then click the button to open the assignments panel



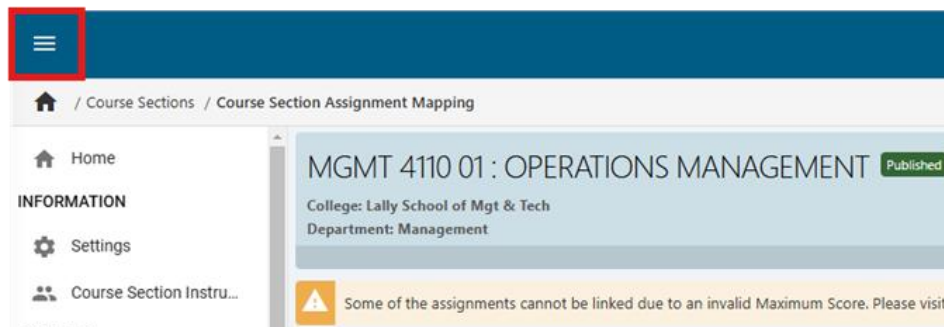
- Assignments are listed in alphabetical order; if assignment names have changed from previous semesters, they will have a blue band at the bottom of the tile and will not be available for assignment linking. Click the checkbox(es) of the valid assignment(s) you want to link to the selected outcome, then click the blue **SAVE LINKS** button



8. Repeat for each outcome you want to link in the section
9. Navigate to other course sections to link assignments there one of two ways
  - Via the **Action Items** panel – click the notification bell on the top right to open the panel



- Via the **My Direct Assessments** widget on your Dashboard – click the 3 bars on the top left to open the Main Navigation Menu



10. Click **My Dashboard** at the top

