



# ISLO Rubric Set-up WITH Integrating Rubrics



If you do not have a rubric set up for this assignment and it is a PSLO AND an ISLO tracked assignment, we highly encourage you to create a rubric for the assignment for easier tracking.

1. Log in to Canvas and select the course you would like to input a ISLO rubric to your already existing rubric
2. Navigate to your assignments and select the assignment being used for assignment linking
3. In your already created rubric you will select + criterion

Criteria	Ratings	Pts
Expectation 1 Range <input type="checkbox"/>	5 pts Full Marks	0 pts No Marks
Expectation 2 Range <input type="checkbox"/>	5 pts Full Marks	0 pts No Marks
+ Criterion Find Outcome		Total Points: 10

Cancel Create Rubric

4. Select "New Criterion."

+ Criterion Find Outcome

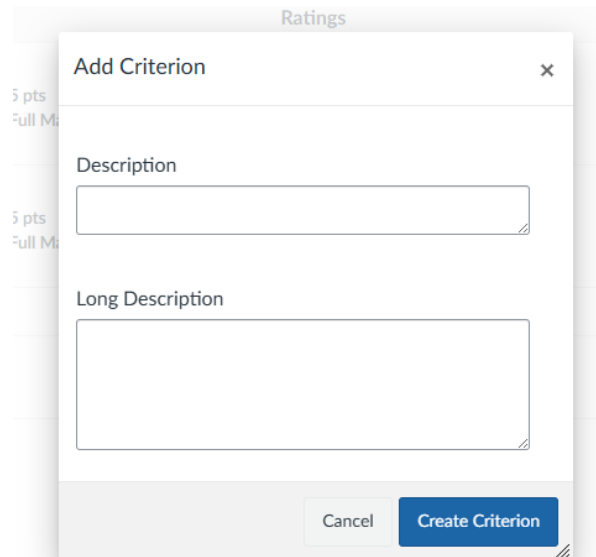
New Criterion

Duplicate

Expectation 1

Expectation 2

5. You will see a screen that says “Add Criterion.” From here you will input the description AND the long description of the ISLO you are using from the **ISLO Rubric Templates**. Make sure everything is copied and pasted into both areas word for word.



Ratings

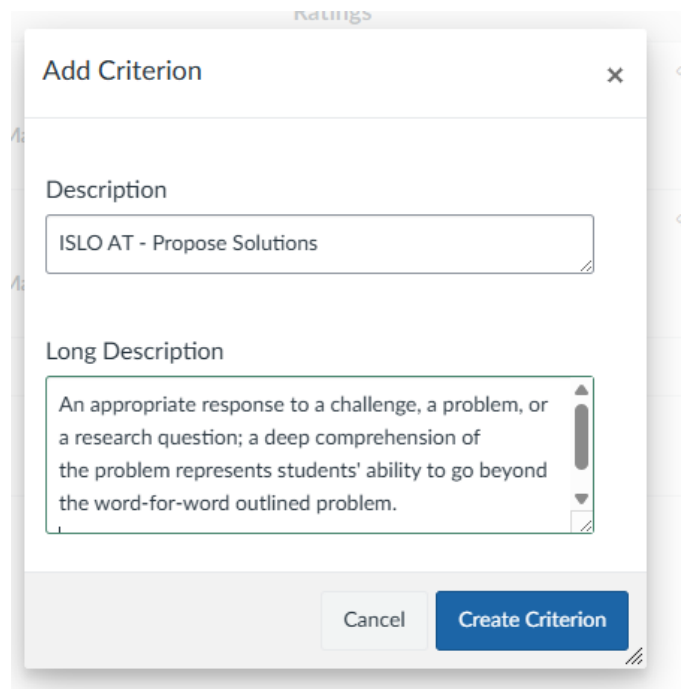
Add Criterion

Description

Long Description

Cancel Create Criterion

6. Your finished ISLO Criterion should look like below.



Ratings

Add Criterion

Description

ISLO AT - Propose Solutions

Long Description

An appropriate response to a challenge, a problem, or a research question; a deep comprehension of the problem represents students' ability to go beyond the word-for-word outlined problem.

Cancel Create Criterion

7. Click Create Criterion. This will add it into your already existing rubric.
  - **You will need to repeat this steps 3-6 for every part of the ISLO rubric you are integrating.**

**Add Criterion**

Description

ISLO AT - Propose Solutions

Long Description

An appropriate response to a challenge, a problem, or a research question; a deep comprehension of the problem represents students' ability to go beyond the word-for-word outlined problem.

Cancel Create Criterion

8. Before pressing “Create Rubric” ensure that your ISLOs have **4 pts in all categories’ criteria’s of the ISLO rubric you are using and ALL have been added into your existing rubric**

Title: Some Rubric




Criteria	Ratings	Pts
Expectation 1 Range <input type="checkbox"/>	5 pts Full Marks + 0 pts No Marks	5 pts
Expectation 2 Range <input type="checkbox"/>	5 pts Full Marks + 0 pts No Marks	5 pts
ISLO AT - Propose Solutions An appropriate response to a challenge, a problem, or a research question; a deep comprehension of the problem represents students' ability to go beyond the word-for-word outlined problem. Range <input type="checkbox"/>	4 pts Full Marks + 0 pts No Marks	4 pts

+ Criterion Find Outcome

Total Points: 14

Cancel Create Rubric

9. Your rubric will look like this once completed properly. Press “Create Rubric” and don’t forget to PUBLISH your assignment to start the assignment linking process.

Some Rubric (1)							  
Criteria		Ratings				Pts	
ISLO AT - Propose Solutions An appropriate response to a challenge, a problem, or a research question; a deep comprehension of the problem represents students' ability to go beyond the word-for-word outlined problem.	4 pts Level 4 Proposes one or more solutions/hypotheses/theses (solution) that indicate a deep comprehension of the presented problem and acknowledges contextual factor(s).	3 pts Level 3 Proposes one or more solutions that indicate comprehension of the problem and are sensitive to contextual factor(s).	2 pts Level 2 Proposes one solution that is generic or generally applicable rather than individually designed to address the specific contextual factors.	1 pts Level 1 Proposes a solution that is difficult to evaluate because it is vague or only indirectly addresses the presented problem.	0 pts Insignificant Evidence Insignificant evidence for scoring.	4 pts	
ISLO AT - Analysis An examination of information; rubric primarily focuses on the process of reviewing and investigating the presented problem and potential solutions.	4 pts Level 4 Analysis process is in-depth; examines the feasibility of the solution and its impact in a way that is organized and synthesizes evidence to reveal insightful patterns, differences, or similarities related to problem/solution.	3 pts Level 3 Analysis process is adequate; determines the feasibility and weighs impacts of solution with organized evidence to reveal important patterns, differences, or similarities related to problem/solution.	2 pts Level 2 Analysis process is brief; only determines impact OR determines feasibility with organized evidence, but the organization is not effective in revealing important patterns, differences, or similarities regarding the problem/solution.	1 pts Level 1 Analysis process is superficial; does not determine the impact or discuss the feasibility of solutions and minimally lists evidence without organization and/ or it is unrelated to the problem/solution.	0 pts Insignificant Evidence Insignificant evidence for scoring.	4 pts	
ISLO AT - Conclusions A synthesis of key findings drawn from the analysis and evidence	4 pts Level 4 Conclusion stated is a rational and warranted synthesis and expression of what the student learned; given informed reasoning from the completed analysis with the integration of evidence (such as quantitative and/or qualitative information)	3 pts Level 3 Conclusion stated is focused solely on the analysis with minimal focus/emphasis on the reasoning or evidence (such as quantitative and/or qualitative information)	2 pts Level 2 Conclusion stated is based on information chosen to fit the desired results without insight from the completed analysis and reasoning.	1 pts Level 1 Conclusion is inconsistent, ambiguous, illogical, or unsupportable from the analysis.	0 pts Insignificant Evidence Insignificant evidence for scoring.	4 pts	
ISLO AT - Applications Applying the findings from the analysis and synthesized conclusion to inform future work or decisions	4 pts Level 4 Reviews and acknowledges results; Applies findings from analysis relative to the problem defined with thorough, specific considerations of need for further work or applications	3 pts Level 3 Reviews and acknowledges results; Applies findings from analysis relative to the problem defined with some consideration of need for further work or applications.	2 pts Level 2 Reviews and acknowledges results in terms of the problem defined with little, if any, consideration of need for further work or applications. Minimal application of findings from the analysis.	1 pts Level 1 Reviews results superficially in terms of the problem defined with no consideration of need for further work or applications based on the analysis.	0 pts Insignificant Evidence Insignificant evidence for scoring.	4 pts	
Expectation 1	50 pts Full Marks		0 pts No Marks		50 pts		
Expectation 2	50 pts Full Marks		0 pts No Marks		50 pts		
Total Points: 116							